

# Student Records Collections in NCES Studies

Jennifer Wine

## Program for NCES Postsecondary Longitudinal Studies

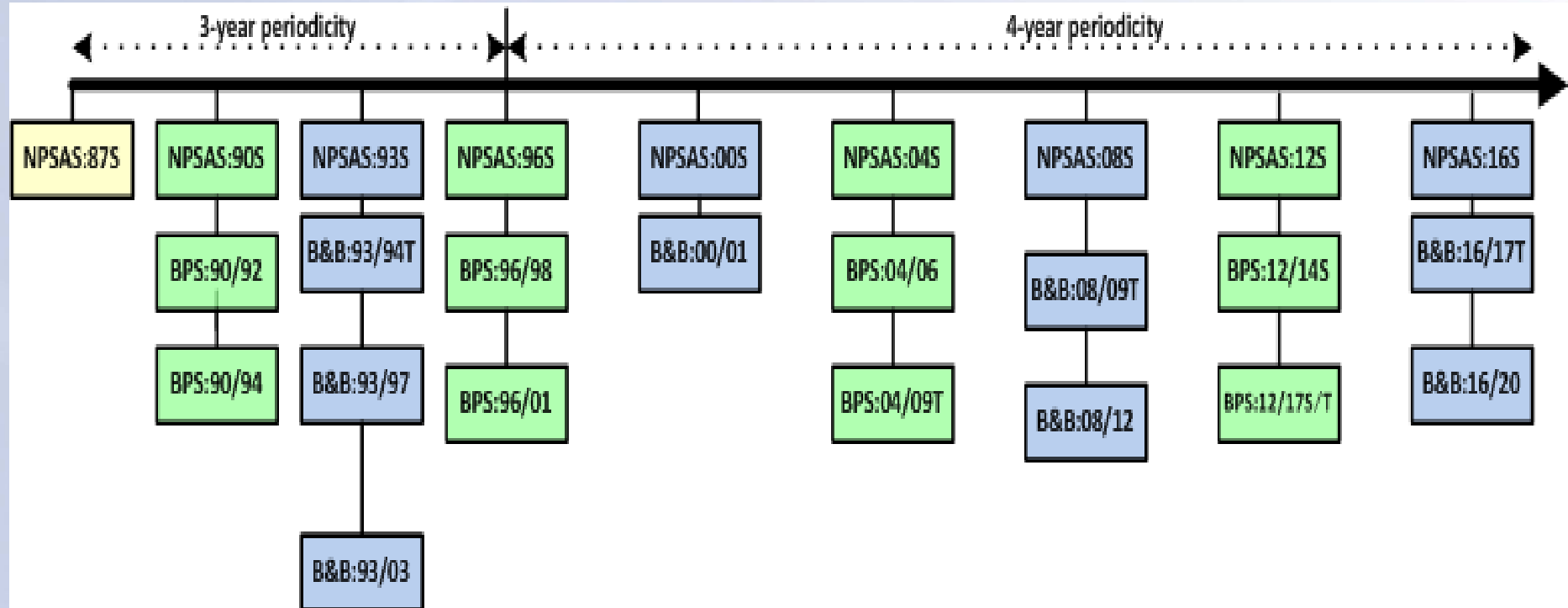
Designed to collect and analyze financial aid and other student record data addressing topics in:

- Undergraduate access and choice of institution
- Persistence
- Progress and curriculum
- Attainment
- Graduate school access
- Rates of return

## Postsecondary Studies

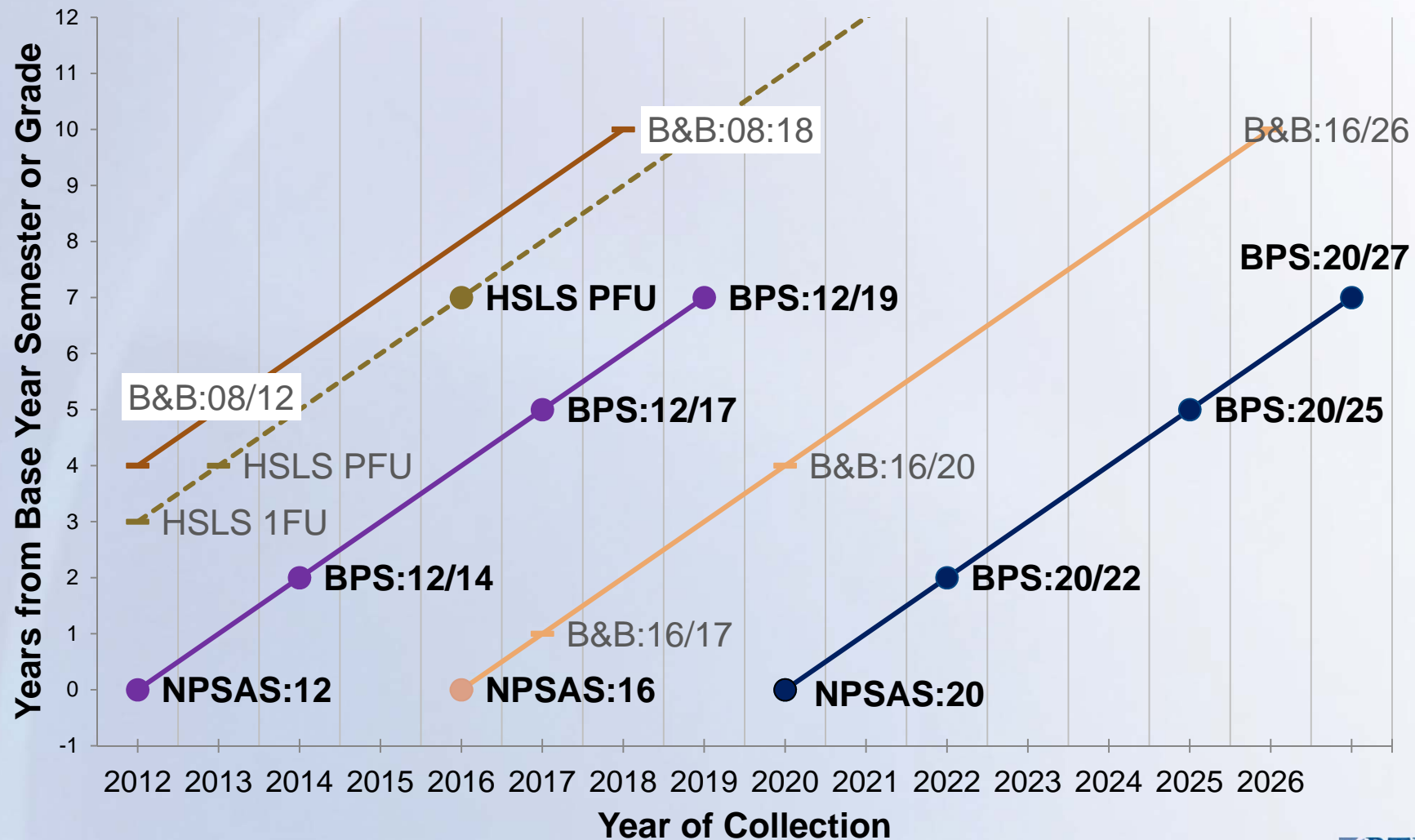
- **National Postsecondary Student Aid Study (NPSAS):** All students, single academic year, all levels and types of institutions
- **Beginning Postsecondary Students Longitudinal Study (BPS):** First time, beginning postsecondary students, all levels and types of institutions
- **Baccalaureate and Beyond Longitudinal Study (B&B):** Bachelor's degree recipients, all types of institutions

# Postsecondary Studies Timeline



NPSAS – National Postsecondary Student Aid Study  
 BPS – Beginning Postsecondary Students Longitudinal Study  
 B&B – Baccalaureate and Beyond Longitudinal Study  
 S – Includes student record collection  
 T – Includes transcript collection


# Anticipated Study Timeline



## Primary Data Sources for Postsecondary Studies

- Integrated Postsecondary Education Data System (IPEDS)
- Student interview
- Administrative records
  - Central Processing System (CPS)
  - National Student Loan Data System (NSLDS)
  - SAT/ACT file matching
  - National Student Clearinghouse
- Transcripts
- Student records at institution


# IPEDS as Data Source


**INTEGRATED POSTSECONDARY EDUCATION DATA SYSTEM**


[Home](#)
[About](#)
[Newsroom](#)
[Training & Outreach](#)
[NPEC: IPEDS R&D](#)
[Publications](#)
[Glossary](#)
[Data Provider Center](#)
[Staff](#)
[Help](#)

## Welcome to IPEDS

the primary source for data on colleges, universities, and technical and vocational postsecondary institutions in the United States




Start a college search here. Find institutions, compare them side-by-side, print and save the results, and more.




## IPEDS DATA CENTER

Start data analysis here. Compare institutional data, create reports, download data files, and more.




## IPEDS TABLES LIBRARY

Find tables here. View and download national and state level data tables on enrollments, graduation rates, institutional prices, student financial aid, faculty and staff, and more.



## IPEDS RESOURCES

Look for answers here. Browse archived survey forms, frequently asked questions, information on changes in race/ethnicity reporting,



### *This Week in IPEDS*

October 6, 2009

There are two items in This Week in IPEDS:

- IPEDS State Tables Now Available
- IC Part C Now Revisable in PYR

### ANNOUNCEMENTS & ALERTS

**July 30, 2009 - [Changes to 2009-10 IPEDS](#)**

This document describes the changes to the 2009-10 IPEDS data collection.

---

**July 9, 2009 - [Creating a Custom Comparison Group for the 2009 IPEDS Data Feedback Report](#)**

Information and instructions on creating a custom comparison group of schools that can be used as part of an institution's 2009 IPEDS Data Feedback Report.

---

**April 30, 2009 - [New Training Video Available for the IPEDS Data Center](#)**

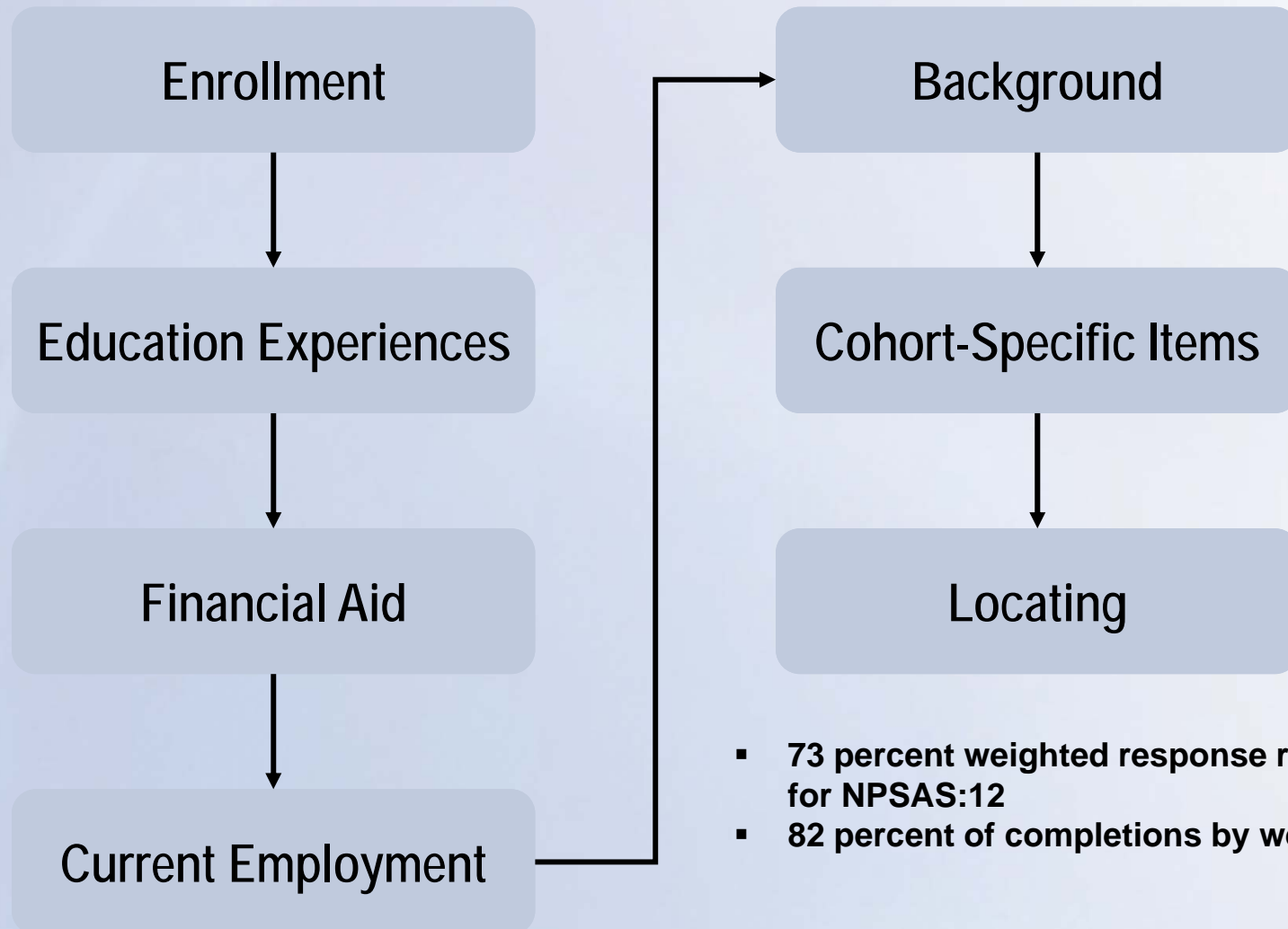
A training video is now available for NCES' new IPEDS Data Center.

---

**April 6, 2009 - [Where in the World Are the Peer Analysis System and Dataset Cutting Tool? Announcing the Release of the IPEDS Data Center](#)**

The IPEDS Data Center is a "one-stop-shop" for retrieving IPEDS data. It replaces the Peer Analysis System (PAS) and Dataset Cutting Tool (DCT), but maintains all of the functionality of those tools. It also has new features to improve users' experiences and serves as an entry point to the Executive Peer Tool (ExPT) and IPEDS Data Analysis System (DAS).

## Student Interview Content



- 73 percent weighted response rate for NPSAS:12
- 82 percent of completions by web



## Administrative Record Matching – NPSAS:12

- Central Processing System (CPS)
  - 77 percent match overall
- National Student Loan Data System (NSLDS)
  - 59 percent match to Pell records
  - 65 percent match to federal loan records
  - 65 percent match for undergraduates
  - 31 percent for graduate students

## Administrative Record Matching – NPSAS:12 (continued)

- SAT and ACT score and survey data
  - SAT: 16 percent match, 2006 to 2011
  - ACT: 22 percent match, 2005-06 to 2010-11
- National Student Clearinghouse
  - 72 percent match at sampled institution
  - 30 percent match at sampled institution plus one additional institution

## Postsecondary Transcript Data

### Postsecondary Education Transcript Study: 2009

- Combined collection for BPS and B&B
  - 2,900 institutions
  - 43,700 postsecondary students
- BPS – collected all transcripts from all institutions
  - At least 1 transcript received for 89% of the sample
- B&B – collected only transcripts from the NPSAS institution
  - Transcript received for 92% of the sample

## Why student records?

- Provides data not otherwise available from other sources, including:
  - Enrollment detail
    - Degree program and progress
    - Term
    - Tuition
    - Placement test information (NPSAS:12)
  - Budget, including need analysis information
  - Aid awarded, particularly nonfederal aid, such as state, institution, and private aid

## Student Records Collection Process

1. Collect general institution information – confirmation of name, number of campuses, term structure, etc.
2. Obtain enrollment lists for study year (July to June)
3. Select random sample of students
4. Abstract individual student records

## NPSAS Study Membership

- Identified key variables across the various NPSAS data sources to define a minimum set of requirements to support the analytic objectives of the study
- At a minimum, to be study eligible, valid data from any of the sources had to be obtained for student type (UG/GR, date of birth or age, and gender, plus 8 of the following variables:
  - Dependency status
  - Marital status
  - Any dependents
  - Income
  - Expected family contribution
  - Degree program
  - Class level
  - Cohort status (FTB, BA candidate)
  - Months enrolled
  - Tuition
  - Received federal aid
  - Received nonfederal aid
  - Student budget
  - Race
  - Parent education

## Data completeness for NPSAS:12 study members, by data source: 2012

Sources of data	Study members	
	Number	Percent
Total	111,060	100.0
Interview, student record, and CPS	57,160	51.5
Interview and student record	19,300	17.4
Student record and CPS	22,460	20.2
Interview and CPS	6,860	6.2
Student record data only	3,730	3.4
Interview data only	1,540	1.4

NOTE: CPS = Central Processing System. Detail may not sum to totals because of rounding.

SOURCE: U.S. Department of Education, National Center for Education Statistics, 2011–12 National Postsecondary Student Aid Study (NPSAS:12).

## Elementary/Secondary Studies

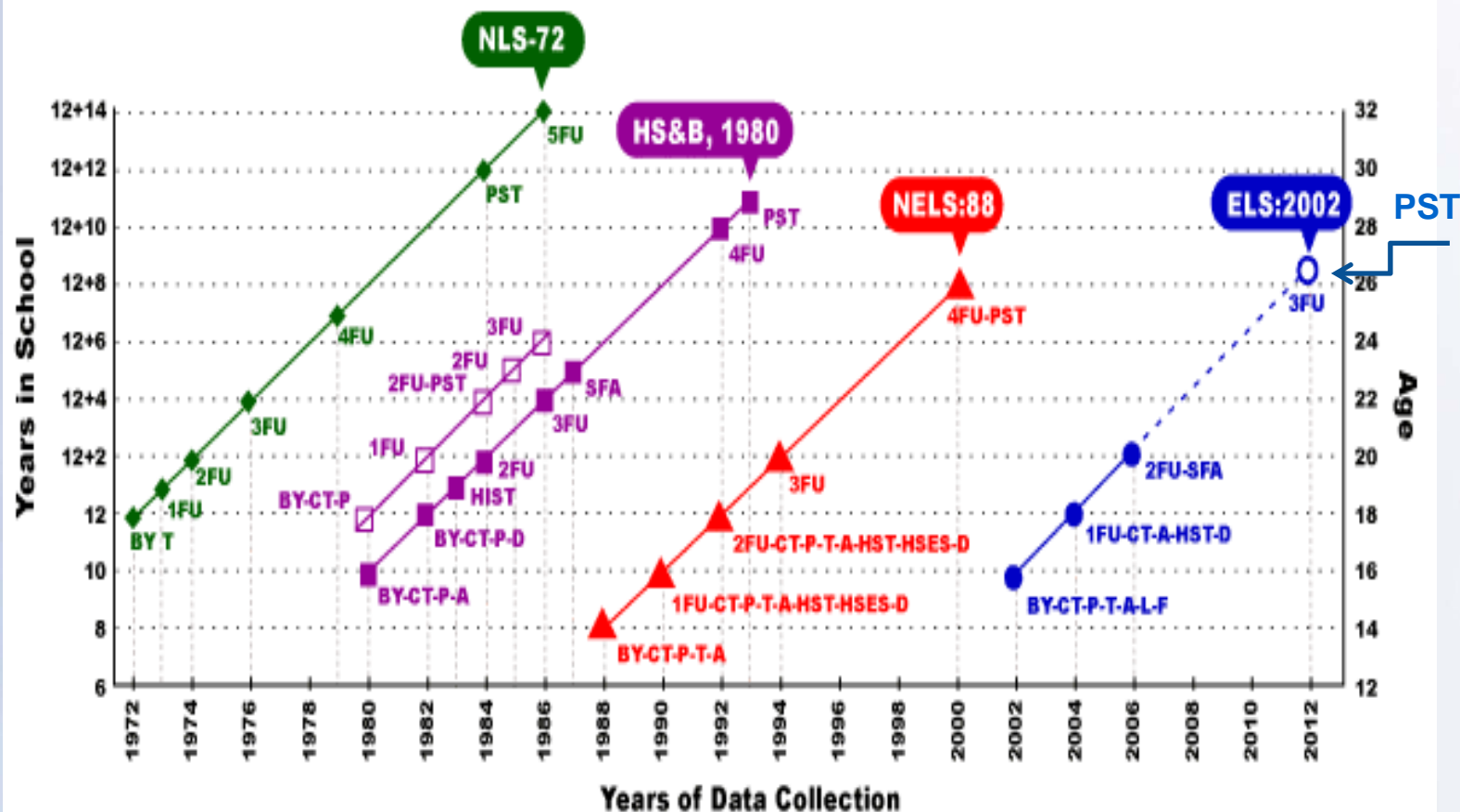
- National Longitudinal Study of the High School Class of 1972 (12<sup>th</sup> Grade)
- High School & Beyond, 1980 (10<sup>th</sup> and 12<sup>th</sup> grades)
- National Education Longitudinal Study, 1988 (8<sup>th</sup> Grade)
- Education Longitudinal Study, 2002 (10<sup>th</sup> Grade)
- High School Longitudinal Study, 2009 (9<sup>th</sup> Grade)
- Middle Grades Longitudinal Study (expected)



## Primary Data Sources for Postsecondary Period in Elementary/Secondary Studies

- Student interview
- Parent interview
- Transcripts
- Administrative records
  - Central Processing System (CPS)
  - National Student Loan Data System (NSLDS)
  - SAT/ACT file matching
  - National Student Clearinghouse

## Research Design for the NCES High School Cohorts



**NLS-72 - National Longitudinal Study of the High School Class of 1972**

**HS&B - High School and Beyond: 1980**

**NELS:88 - National Education Longitudinal Study of 1988**

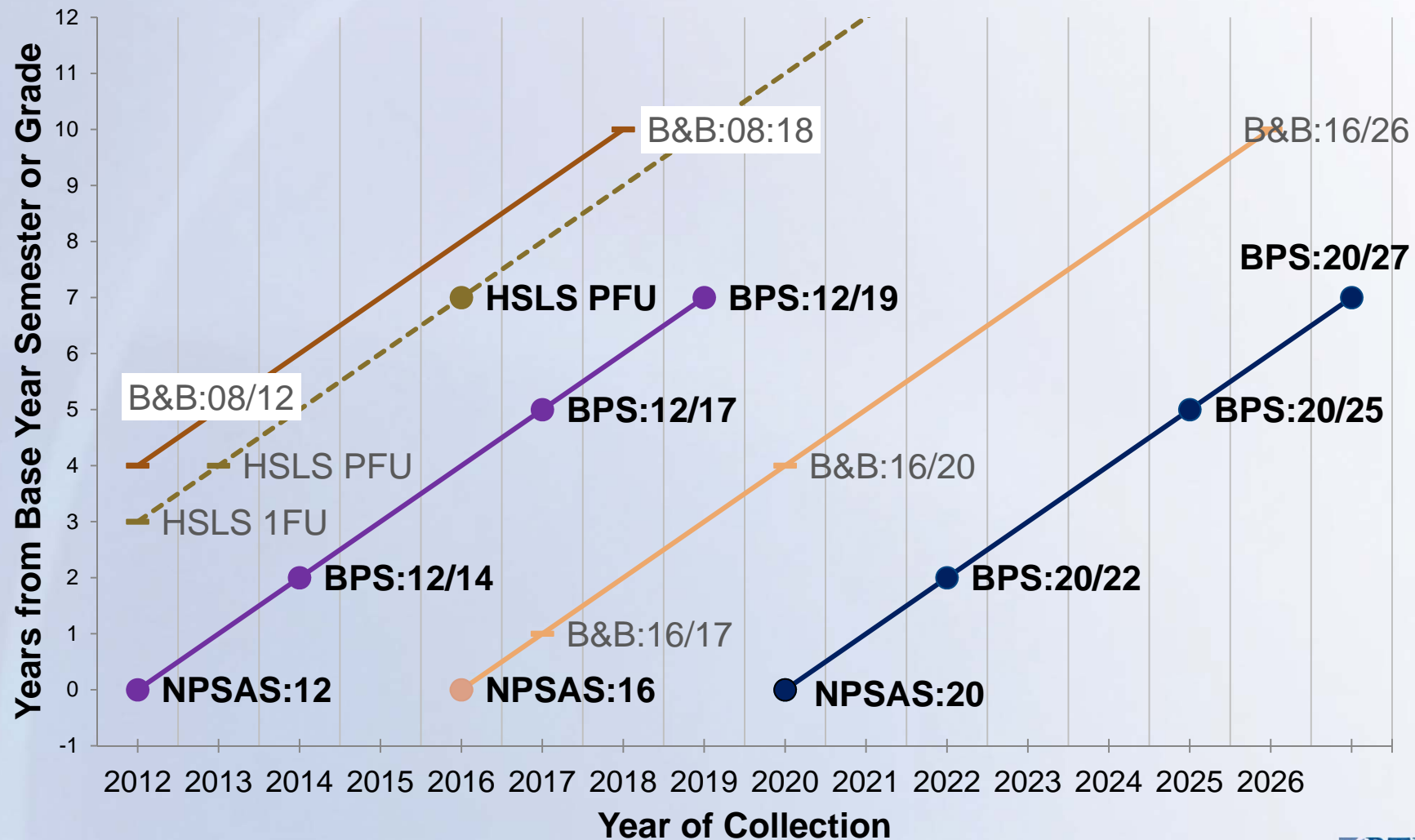
**ELS: 2002 - Education Longitudinal Study of 2002**

BY - Base Year data collection  
1FU - 1st follow-up data collection  
2FU - 2nd follow-up data collection  
3FU - 3rd follow-up data collection  
4FU - 4th follow-up data collection  
5FU - 5th follow-up data collection

CT - Cognitive tests  
P - Parent survey  
T - Teacher survey  
A - Administrator survey  
L - Library center survey  
F - Facilities checklist

HST - High School Transcript  
PST - Post-Secondary Transcript  
SFA - Student Financial Aid  
BYI - Base Year Ineligible Study  
HSES - HS Effectiveness Study  
D - Dropout Survey

## Anticipated Study Timeline – HSLS



## ELS Financial Aid Feasibility Study

- Is it possible to collect financial aid and other institution data up to 8 years old from postsecondary institution records?
- Collected data for a subsample of the ELS:2002 cohort enrolled in about 460 4-year, 2-year, and less-than-2-year, public, private nonprofit, and for-profit institutions

## ELS Financial Aid Feasibility Study (continued)

- Abstracted records collected:
  - Federal, state, institution, private, and other aid
  - Student characteristics
  - Enrollment information, including degree program, class level, tuition charged, and enrollment intensity
  - Budget information
- Also collected debriefing information on number of hours needed to provide the financial aid records and willingness to participate again
- Collected data from 87 percent of institutions for 91 percent of students

## Goals of the Meeting

- Review NCES postsecondary student records data elements
- Discuss similarities and differences with other collections
- Gain consensus on definitions
- Identify areas for additional qualitative evaluation to be conducted with institution staff – focus groups and cognitive and usability testing

## Remainder of the meeting...

- Student record collection methodologies
- Recent collection experiences and comparison to other similar collections
- Data elements review, including
  - Demonstration of current system(s)
  - Focused discussion of known issues
  - Presentation of feedback collected

# Data Collection Methodologies

Kristin Dudley  
Chris Rasmussen



## Overview

- Background of recent student records data collections
- First look at student records data collection applications
  - Modes of collection
  - File upload
- Response rates by mode and type of institution

## Recent Administrative Records Collections

### NPSAS:2012

- Selected a sample of 1690 institutions
- Collected records for one year
- Cohort co-located in NPSAS sampled institutions
- Data collected from NPSAS sampled institution only
- Average number of sampled students per institution: 87

### ELS:2002/12

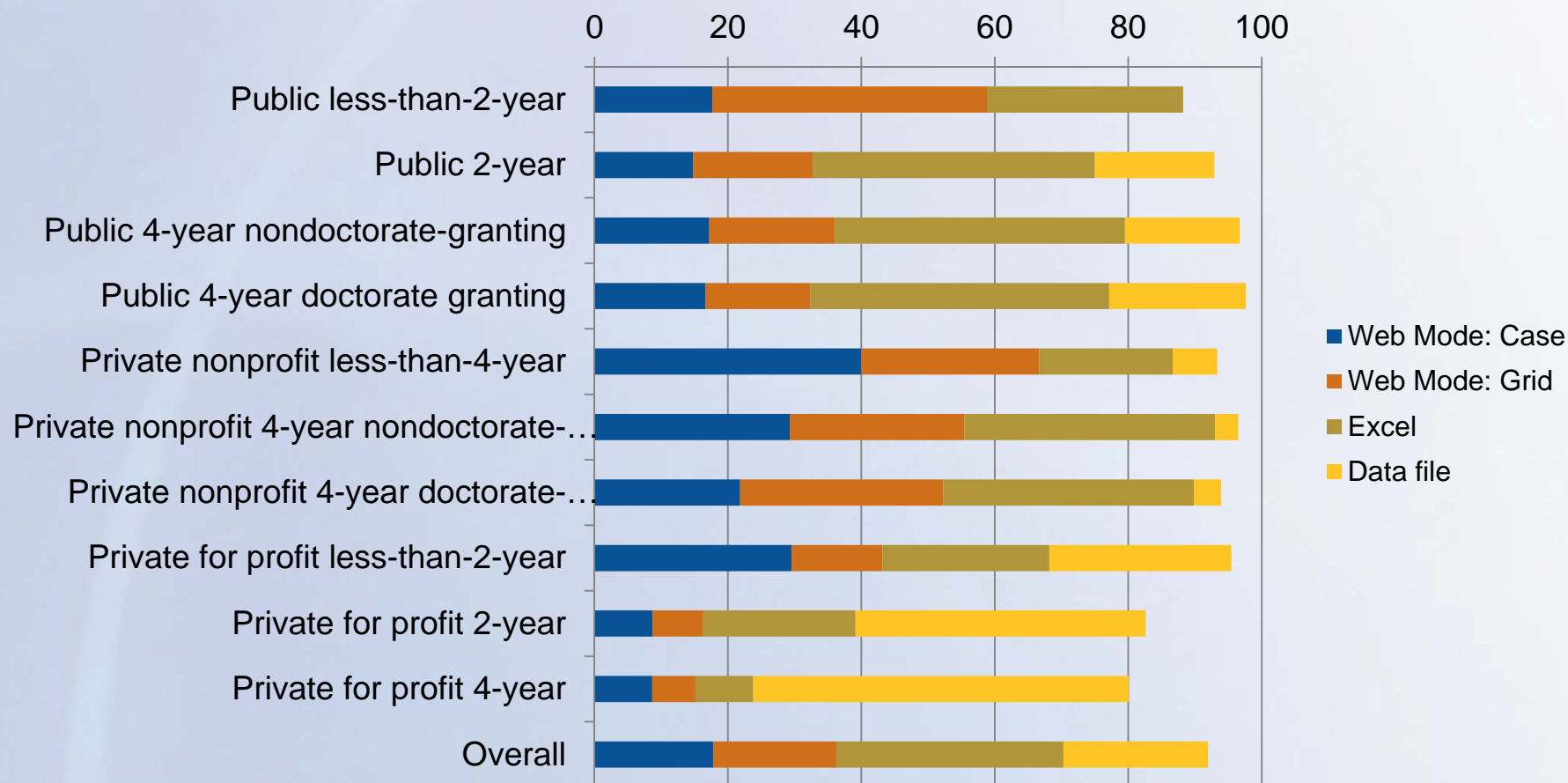
- FAFS sampled institutions from ELS interview data for the pilot
- Collected records as far back as 8 years; each institution provided data for 3 years
- Cohort co-located in 10<sup>th</sup> grade, thus students dispersed across more postsecondary institutions
- Average number of sampled students per institution: 3.6

## Demonstration

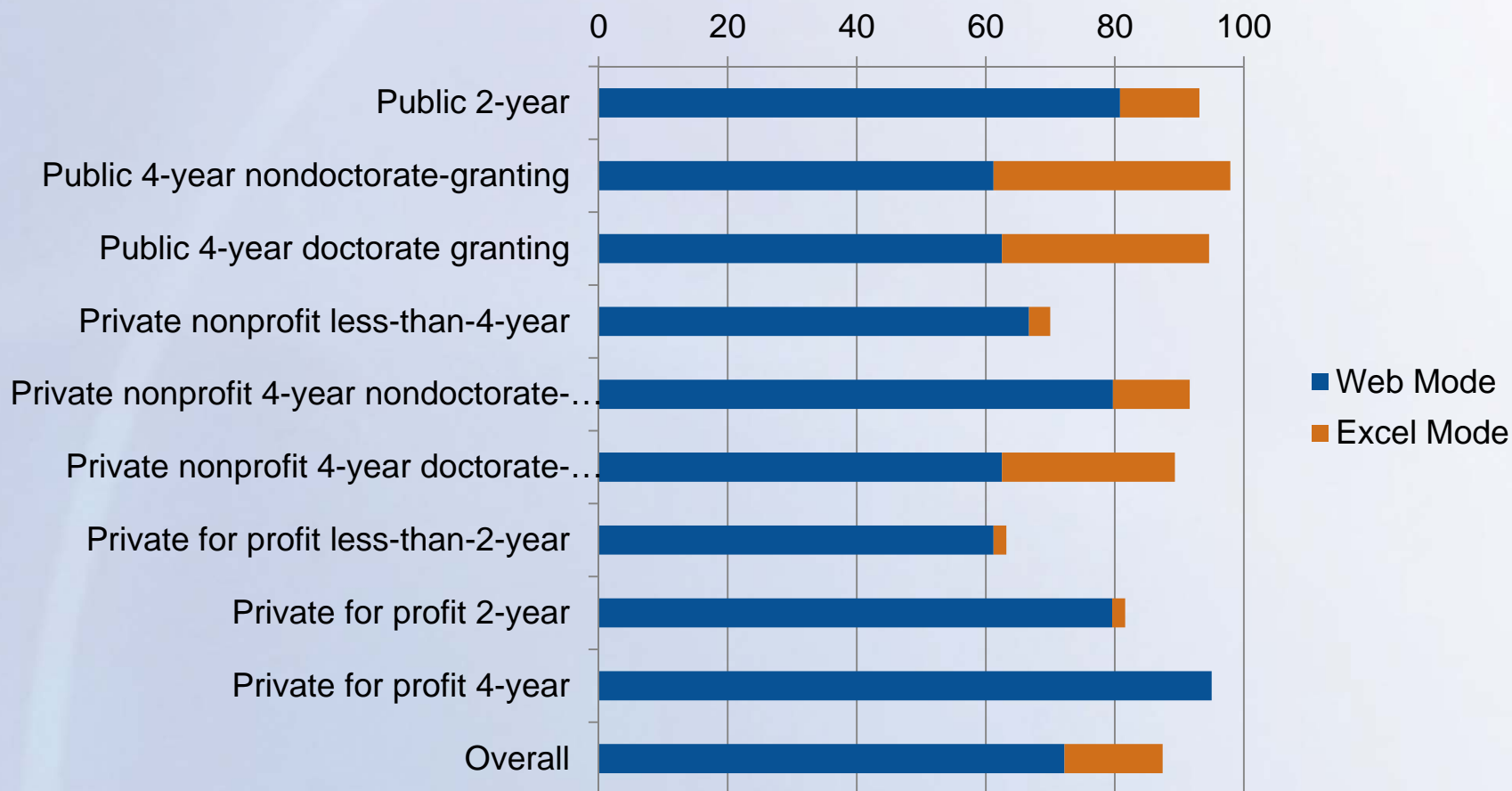
# Student Records Applications

- Case Mode data entry
- Grid Mode data entry
- Excel file upload
- CSV data file upload

## NPSAS Response Rates by Institution Type



## FAFS Response Rates by Institution Type



# Findings from Recent Collections

Robin Henke

## Institution Records Collections since 1987

- Elementary/secondary level
  - ELS Financial Aid Feasibility Study
- Postsecondary level:
  - NPSAS – 1987 to 2012, and planned for 2016
  - Planned for BPS:12/14 and BPS:12/17

## Findings from ELS

- Institutions confirmed the following:
  - Enrollment for 90 percent of students,
  - Enrollment in a different time period for 5 percent of students
  - No evidence of enrollment for 3 percent
  - 1 percent of students never enrolled, but were in records
- By institutional stratum, confirmed enrollment ranged from 96 percent of students in private nonprofit 4-year doctorate-granting institutions to 80 percent of students in private nonprofit less-than-4-year institutions.



# Item Nonresponse – General Student Information

Data element		
	Total	
	Number	Percent
Date of birth	40	2.7
Marital status	350	21.4
Citizenship	120	7.2
Veteran of U.S. Armed Forces?	160	10.0
First enrolled at institution date	50	3.3
Last enrolled at institution date	50	2.8

NOTE: Detail may not sum to totals because of rounding. All percentages are unweighted.

SOURCE: U.S. Department of Education, National Center for Education Statistics, Education Longitudinal Study of 2002 (ELS:2002) Financial Aid Feasibility Study (FAFS).

## Item Nonresponse – Enrollment & Budget

Data Element	2004-05	2005-06	2006-07	2007-08	2008-09	2009-10	2010-11	2011-12	2012-13
Degree Program	8.2	9.0	5.1	3.6	4.2	5.4	7.9	7.5	9.7
Class Level	8.7	9.3	6.8	4.0	2.9	3.6	5.1	5.9	8.4
Tuition & Fees Charged	11.4	12.8	6.3	3.6	5.8	5.4	5.7	5.4	10.3
Enrollment Intensity	7.4	8.5	7.6	7.9	5.2	6.0	7.6	7.5	10.3
Total Cost of Attendance	19.2	22.3	13.5	4.7	6.8	4.8	11.0	11.8	16.8

SOURCE: U.S. Department of Education, National Center for Education Statistics, Education Longitudinal Study of 2002 (ELS:2002) Financial Aid Feasibility Study (FAFS).

## Item Nonresponse – Financial Aid

Data Element	2004-05	2005-06	2006-07	2007-08	2008-09	2009-10	2010-11	2011-12	2012-13
<b>Satisfactory Academic Progress</b>									
<b>SAP Warning</b>	21.4	20.7	14.8	7.9	8.7	7.2	8.5	8.6	14.2
<b>SAP Probation</b>	21.4	21.3	14.6	11.9	9.0	6.6	10.7	11.3	16.1
<b>SAP Ineligible</b>	20.5	20.0	14.0	5.5	8.1	7.8	12.9	11.3	16.8
<b>Aid Received</b>									
<b>Any federal aid</b>	14.5	16.0	15.2	15.0	12.6	12.1	12.3	16.7	26.5
<b>Any state aid</b>	20.7	22.3	23.0	26.1	25.2	22.9	33.4	41.9	49.7
<b>Any institution aid</b>	23.8	18.9	17.5	15.0	24.2	29.5	33.4	29.0	36.8
<b>Any graduate aid</b>	37.0	35.9	35.3	33.6	31.9	28.3	40.1	43.0	51.0
<b>Any govt or private aid</b>	34.3	31.9	28.3	29.6	30.3	29.5	38.2	39.3	49.7

SOURCE: U.S. Department of Education, National Center for Education Statistics, Education Longitudinal Study of 2002 (ELS:2002) Financial Aid Feasibility Study (FAFS).

## Other ELS Findings

- Average number of years institutions maintained records varied by type of records:

– Financial aid records	7.5 years
– Enrollment records	9.3 years
– Budget records	7.8 years
– Tuition records	8.6 years
– Degree records	10 years
  
- Institutions spent, on average, 2 hours per student providing records

## ELS Recommendations

- Ask more questions at the institution- and student-levels in order to customize and reduce elements requested at the “student by year” level.

For example, total cost of attendance for each academic year could be asked at the institution level and then populated in the student/academic year questions.

- Make validation and upload error messages more specific.
- Provide detailed help text.

## NPSAS Student Records Evaluation

- 30 institution representatives contacted for 30- to 60-minute interview
- All participated in NPSAS:12; half also participated in NPSAS:08
- 7 of the 30 institutions enrolled 15,000 or more students
- Mode of data entry varied
- Interviews were coded using NVivo

## Providing Enrollment Lists

- Participating institutions were asked to provide the name, social security number, date of birth, class level, and major of each student who enrolled at their institution between June 2011 and July 2012.
- The majority of participating institutions reported that completing the enrollment list process was easy.
  - They already had access to the necessary data
  - They were familiar with filling similar types of tasks or requests and had existing database queries to run

## Providing Enrollment Lists (continued)

- Challenges reported by institution staff
  - Aligning NPSAS dates (July 1 to June 30) with institution calendar;
  - Insufficient staff time and/or skill to assemble data from multiple sources;
  - Providing data the institution did not already have (e.g., SSN); and
  - Clarity of instructions.



## Providing Student-Level Data

- Institutions were asked to provide student-level data including student demographics and financial aid.
- In most participating institutions, staff from multiple campus offices—financial aid offices, information technology departments, and/or the Registrar's office—collaborated to gather all requested student data.
- Primary concerns expressed by staff in collaborating offices included
  - Not enough time or resources;
  - No perceived benefit for compiling the information; and
  - Confidentiality of student data.

## Student-Level Data Collection (continued)

- Most institutions spent less than a week to complete the student records collection, with 6-10 hours the most commonly reported time requirement.
- Of the institutions requiring a longer period of time, five completed the task within 40 hours and three took two or more work weeks, but no more than 100 hours.

## Student-Level Data Collection (continued)

- Student-level records were difficult to complete for almost half of respondents.
  - Level of effort (i.e., time and resources) required to locate multiple types of data often stored in more than one office or database
  - Problems with chosen data entry method
  - Ambiguous or inadequate definitions

## Use of NPSAS Help Desk

- Of the 30 institutions, more than half used the Help Desk, mainly to obtain technical assistance in the following areas:
  - Changing records with errors
  - Navigating the website
  - Downloading the Excel template
  - Determining which students to include (based on the timeline of the requested data)
  - Troubleshooting internet browser issues and programming errors
  - Uploading, entering, or defining their data.

## Data Element Comparison Report

- NCES Goal: Develop standardized institution student record collection protocol or system in order to
  - Reduce the burden that NCES data collections impose on institutions
  - Improve the reliability of data obtained from institutions
  - Maximize institution cooperation for its sample surveys
  - Understand differences between the data NCES collects from institutions and then reports and data on these topics that are collected and reported by other agencies or organizations

## Dimensions of Institution Records Collected and Reported

- Topics covered (e.g., demographics, enrollment characteristics, financial aid awarded)
- Unit of analysis (e.g., individual student, institution)
- Student level (e.g., graduate or undergraduate)
- Sample or Census?

## Methods

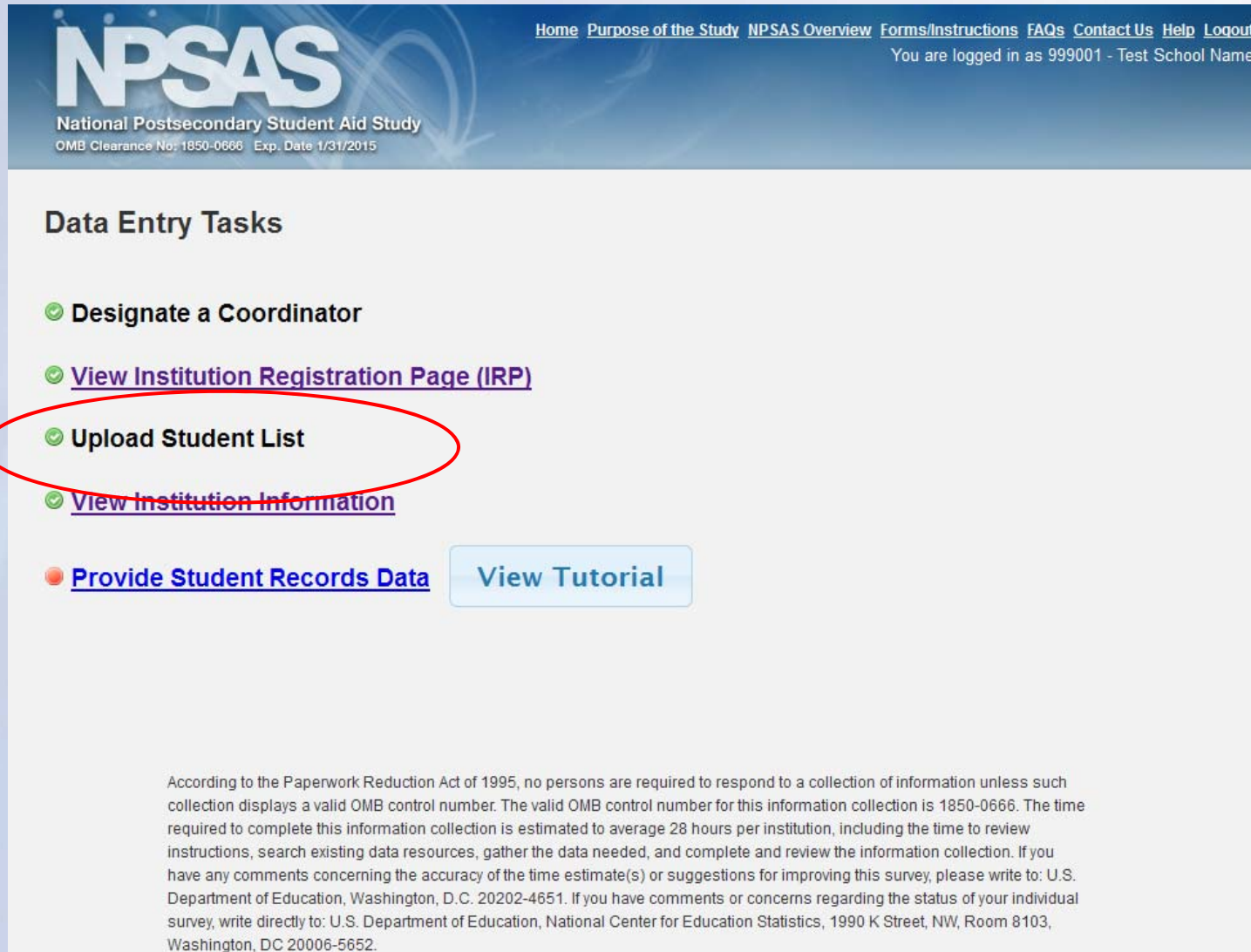
- Collected surveys or lists of data elements and published estimates for three chosen efforts:
  - Common Education Data Standards (CEDS)
  - College Board's Annual Survey of Colleges + reports that use data collected
  - National Association of State Student Aid Programs (NASSGAP) surveys and reports
- Developed matrices comparing data elements, their definitions, and derived variables or estimates of these efforts with those collected in NCES sample surveys

# Institution Enrollment List Collection

Jennifer Wine



# Student Records Process



**NPSAS**  
National Postsecondary Student Aid Study  
OMB Clearance No: 1850-0666 Exp. Date 1/31/2015

[Home](#) [Purpose of the Study](#) [NPSAS Overview](#) [Forms/Instructions](#) [FAQs](#) [Contact Us](#) [Help](#) [Logout](#)  
You are logged in as 999001 - Test School Name

## Data Entry Tasks

- ✔ **Designate a Coordinator**
- ✔ [View Institution Registration Page \(IRP\)](#)
- ✔ **Upload Student List**
- ✔ [View Institution Information](#)
- [Provide Student Records Data](#)

[View Tutorial](#)

According to the Paperwork Reduction Act of 1995, no persons are required to respond to a collection of information unless such collection displays a valid OMB control number. The valid OMB control number for this information collection is 1850-0666. The time required to complete this information collection is estimated to average 28 hours per institution, including the time to review instructions, search existing data resources, gather the data needed, and complete and review the information collection. If you have any comments concerning the accuracy of the time estimate(s) or suggestions for improving this survey, please write to: U.S. Department of Education, Washington, D.C. 20202-4651. If you have comments or concerns regarding the status of your individual survey, write directly to: U.S. Department of Education, National Center for Education Statistics, 1990 K Street, NW, Room 8103, Washington, DC 20006-5652.

## Determining Student Eligibility (NPSAS:12)

1. Enrolled at Title IV eligible institution in academic degree program, coursework leading to academic degree, or aid-eligible vocational program.
2. Not concurrently enrolled in high school or solely for the GED
3. Not eligible for full tuition refund or paying tuition only to another institution

## Determining Cohort Status: First Time Beginner Status (NPSAS:12)

### A **first-time beginning (FTB)** student...

1. Has enrolled in college for the first time during the study period;
2. Has not completed a postsecondary class at any postsecondary institution prior to the start of the study period; and
3. With the exception of advanced placement (AP) or international baccalaureate (IB) credits, and any other postsecondary credit earned prior to high school completion, did not transfer credits into the institution.

## Determining Cohort Status: Baccalaureate Candidate (NPSAS:08)

A student eligible for the **B&B cohort**...

1. Was expected to earn or did earn the bachelor's degree during the study period;
2. Was confirmed to have completed requirements for the bachelor's degree during the study period; and
3. Was awarded the bachelor's degree by the end of the following academic year.

## Data Elements Collected on Student Lists

### Student information

- Name
- Local, campus, and permanent addresses
- Telephone numbers
- E-mail addresses
- Date of birth
- SSN
- Student ID number
- HS graduation date

## Data Elements Collected on Student Lists (continued)

### Enrollment information

- Level (UG, type of GR)
- Class (1<sup>st</sup> – 5<sup>th</sup> year)
- Type of UG degree program
- Major
- Classification of Instructional Program (CIP) code

## Completeness of List Data Elements: NPSAS:12

Data element	Percent of institutions	Sector of lowest percentage
Level	100.0	N/A
Class	92.7	For-profit, 4-year: 74.9%
FTB indicator	99.0	For-profit, < 2-year: 97.5%
Type of UG degree program	98.5	Public, 2-year: 96.6%
Either major or CIP	96.5	For-profit, < 2-year: 90.0%

## Enrollment List Issues for Discussion

- **New items**
  - Veteran's status
  - First term of enrollment in doctoral program
  - Account status
  - Other items?
- **Enrollment period**
  - Financial aid year → July to June
  - Data collection period → February to September
  - List collection period → July to March? April?



# Student Records Data Element Review

Liza Nunnery  
Robin Henke  
David Radwin

## In the student records section presentations, we will...

- Demonstrate the section within previous student records collection applications (NPSAS:12 and ELS: 2002 FAR)
- Review and discuss...
  - Known data and application usability issues from institution feedback
  - Key data element differences between NCES studies and other collections
- Identify future focus group topics

## Student records sections include...

- Institution Information
- Enrollment
- Financial Aid
- Budget
- General Student Information

# Student Records Section Review

## Institution Information

# Institution Information



**NPSAS**  
National Postsecondary Student Aid Study  
OMB Clearance No: 1850-0666 Exp. Date 1/31/2015

[Home](#) [Purpose of the Study](#) [NPSAS Overview](#) [Forms/Instructions](#) [FAQs](#) [Contact Us](#) [Help](#) [Logout](#)  
You are logged in as 999014 - 999014 [TEST]

---

[Data Entry Tasks Menu](#) > **Institution Information**

---

 View Institution Information

---

You have submitted your Institution Information. You can still click on each buttons below, but you won't be able to change any information on those screens.

[Term Information](#) [Placement Exams](#) [Course Credit](#) [Institution Aid](#)

You can view and download the [list of students](#) who are sampled for NPSAS from your institution.

Return to [Data Entry Tasks Menu](#)

## Institution Information - Terms

- Purpose: Set up recognizable term names and dates for student-level data
- Key issues for discussion
  - Year Definitions (Financial Aid, Academic)
  - Continuous/No Standard Terms Calendars
  - Summer Terms
  - Longitudinal and Cross-sectional Utility

## Institution Information – Placement Exams

- Purpose: Set up recognizable placement exams for student-level data
- Key issues for discussion
  - Accessibility
  - Feasibility of providing
    - Cut-off scores
    - Resulting course placement

## Institution Information – Institution Aid

- Purpose: Set up recognizable institution aid programs for student-level data
- Key issues for discussion
  - Program Type Definitions
    - Grants, Scholarships
    - Merit, Need - Based
  - Longitudinal and Cross-sectional Utility



# Student Records Section Review

## Enrollment

## Enrollment information – Class level

- NCES sample survey options

1st Year/Freshman

1<sup>st</sup> Year Graduate

2nd Year/Sophomore

2<sup>nd</sup> Year Graduate

3rd Year/Junior

3<sup>rd</sup> Year Graduate

4th Year/Senior

Beyond 3<sup>rd</sup> Year Graduate

5th Year or Higher

Undergraduate (unclassified)

Student with advanced degree taking undergraduate courses

## Enrollment information – Class level (cont'd)

- Key issues for discussion
  - Class level missing for 16% of students in NPSAS:12
  - Level definitions
    - NCES currently does not provide definitions of response options
    - At least some institutions want them
    - No definition in FSA Handbook. If institutions don't have definitions of their own, they can take total number of credits needed to complete program and divide by typical time to completion in years.

## Enrollment information - GPA

- Current strategies
  - NPSAS:12—Offer 4-point scale or 100-point scale
  - ELS Postsecondary transcripts
    - Drop-down menu with common scales, from which institutions choose
    - Field for numbers (for student's value)
    - Field for “other” that takes just about anything
  - CEDS—Numeric format, up to 4 digits after decimal place
- Alternatives/Recommendations?

## Enrollment information – Tuition and fees

- Definition for NCES sample surveys: “The amount **CHARGED** for tuition (prior to any discounts or waivers) and mandatory fees (including out-of-district and out-of-state fees) for the period(s) in which the student was enrolled during the study year”
- Missing for 22% of students; 18% of institutions left blank for all sampled students
- Alternatives/recommendations?

## Enrollment information – Residency for tuition purposes

- NCES sample survey options
  - NPSAS:12
    1. In-state
    2. Out-of-state
    3. (Not a public institution)
  - ELS FAFS
    1. In-jurisdiction
    2. Out-of-jurisdiction
    3. No differential
- High percentages of missing data in FAFS: 23–36 percent across years
- Alternatives/Suggestions?

## Enrollment information – Credit hours enrolled per term

- Currently, institutions define “half-time” and “full-time”: Should NCES ask them to adhere to a common definition or set of definitions? If so, what?
- Currently, NCES asks for the number of credit hours enrolled per term, but 20–50 percent of NPSAS:12 students were missing data on this element: Suggestions/alternatives?

# Student Records Section Review

## Financial Aid



## Institution grants, scholarships

### NCES sample survey

“Grants” and “scholarships” are interchangeable

### Issues

- Not universally treated as interchangeable

## Institution aid: Merit vs. need

## NCES sample survey

For grants/scholarships, four categories:

1. Need-based
2. Merit-based
3. Both need- & merit-based
4. Categorical (neither need nor merit based)

## Issues

- Differing definitions of need
- May lack last two categories
- May not have any distinctions

## Work-study: Aid or compensation?

### NCES sample survey

Work-study salary is considered aid

### Issues

- Some institutions consider to be compensation (employee salaries), not financial aid

## Grad. assistantships: Aid, compensation

### Student interview

In the 2011-2012 school year, did you have a graduate assistantship?

☒ Yes

☐ No

In the 2011-2012 school year, did you have a graduate teaching assistantship, a graduate research assistantship, or another type of graduate assistantship?

*(Please check all that apply.)*

☒ Graduate teaching assistantship

☐ Graduate research assistantship

☐ Other graduate assistantship

## Grad. assistantships: Aid, compensation

### Student interview (continued)

Did you receive a tuition waiver or any other form of full or partial tuition assistance through your graduate school job(s)?

- ☒ Yes
- ☐ No

As part of your graduate school job(s), did you receive health insurance?

- ☒ Yes
- ☐ No, because did not want it or need it
- ☐ No, because it was not offered

## Grad. assistantships: Aid, compensation Student interview (continued)

What was the amount of your graduate teaching assistantship for the 2011-2012 school year?

\$  .00

## Grad. assistantships: Aid, compensation Student records help text

Select up to three graduate financial aid awards and enter the whole dollar amounts (no decimal values) awarded to the student for the period between July 1, 2011 and June 30, 2012. If the student was awarded more than three graduate aid awards, or a type of graduate aid not listed here, you will have an opportunity to enter the name, type, and amount awarded in the "Other/Specify Aid" section.

## Grad. assistantships: Aid, compensation

### Student records categories

- Graduate fellowship/scholarship
- Graduate Federal fellowship
- Graduate Federal traineeship
- Graduate teaching assistantship/stipend
- Graduate research assistantship/stipend
- Other graduate assistants/tutors/readers stipends
- Graduate student tuition waivers
- Graduate faculty/staff tuition waivers
- Graduate institutional work study
- Graduate institutional loan



## Private (alternative) student loans

### NCES sample survey

Based primarily on interview

### Issues

No reliable alternate source

- Not consistently reported to institutions
- Students may overreport

## Veterans' benefits

### NCES sample survey

Based primarily on interview

### Issues

No reliable alternate source

- Not consistently reported to institutions
- No individual-level data from VA (yet)

# Student Records Section Review

Budget

## Budget: Components

### NCES sample survey

1. Tuition/fees
2. Books/supplies
3. Room and board
4. Health insurance
5. Transportation
6. Computer technology
7. All other expenses

### Issues

- Tuition: 22% missing
- Other components: 28% missing
- Total cost: 20% missing
- Some institutions report total budget but not components

## Budget: Assumptions

### NCES sample survey

Budget period

1. Full-time, full-year
2. Full-time, one term
3. Part-time, full-year
4. Part-time, one term

### Issues

- Budget period: 19% missing
- How much variation within an institution's UG budgets?

## Budget: Net price & out-of-pocket net price

### NCES sample survey

Net price after grants =  
budget minus all grants

Out-of-pocket net price =  
budget minus all aid  
(including loans)

### Issues

- Some variation in definitions

## Budget: EFC estimation

### NCES sample survey

Taken directly from National Student Loan Data System or FAFSA if available (2/3 of students), otherwise imputed

### Issues

- Imputation lacks some elements of EFC formula
- Adjustment to EFC by financial aid officers?

Other items?



# Student Records Section Review

## General Student Information

## General Student Information – NPSAS:12 Data Elements

- Personal Information
  - First Name
  - Middle Name
  - Last Name
  - Suffix
  - DOB Month
  - DOB Year
  - Social Security Number
  - Gender
- Driver's License
  - License Number
  - License State
- Marital Status
- High School Information
  - Degree Type
  - Degree Year
- Ethnicity and Race
- Citizenship Status
- Veteran Status

# General Student Information - ELS/FAFS

## General Student Information: Slaby, Abby (IPEDS ID: 333001)

Edit if necessary:

First Name: Abby	Middle Name:	Last Name: Slaby
SSN: ⓘ 678900105	DOB (MM/YYYY): ⓘ 05/1985 ⓘ	

Last known contact:

Street Address:	Address Line 2:
City:	State: Select ▼ Zip:
Email: ⓘ	Country: USA
Phone:	

Last known status:

Marital: Select ▼	Citizenship: Select ▼
Veteran: ⓘ Select ▼	

Provide the overall FIRST EVER and LAST EVER enrolled dates for this student at your institution. ⓘ

First Enrolled (MM/YYYY): MM/YYYY ⓘ	Last Enrolled (MM/YYYY): ⓘ MM/YYYY ⓘ
-------------------------------------	--------------------------------------

Save Student Information

Finalize Student Information

Back to Web Mode Grid

↑ Back to Top

Use the Save button if this section is still in progress. Use the Finalize button if all available information for this section has been entered and you are ready to check for errors and mark the section complete.



# Gaining Institution Cooperation and Participation

Jennifer Wine


# NPSAS

National Postsecondary Student Aid Study  
OMB Clearance No: 1850-0666 Exp. Date 1/31/2015


[Home](#) [Purpose of the Study](#) [About This Website](#) [Forms/Instructions](#) [FAQs](#) [Contact Us](#) [Help](#)  
You are logged in as 999001 - Test School Name  
[Return to Data Entry Tasks](#)

## Welcome to the 2011-12 National Postsecondary Student Aid Study (NPSAS:12) website!

The U.S. Department of Education's National Postsecondary Student Aid Study (NPSAS) provides information on how students meet the cost of education beyond high school. Data from NPSAS are used by policy-makers and researchers to better understand and meet the financial needs of postsecondary students in the United States.





 [GET STARTED!](#)

Forgot your password? Contact the Help Desk at [NPSASSchool@rti.org](mailto:NPSASSchool@rti.org) or 1-888-NPSAS411.



powered by VeriSign

[Paperwork Reduction Act Info](#) | [Endorsements](#) | [Legal Authority](#)  
National Center for Education Statistics, Institute of Education Sciences, U.S. Department of Education, 1990 K Street, NW, Washington, DC 20006 USA



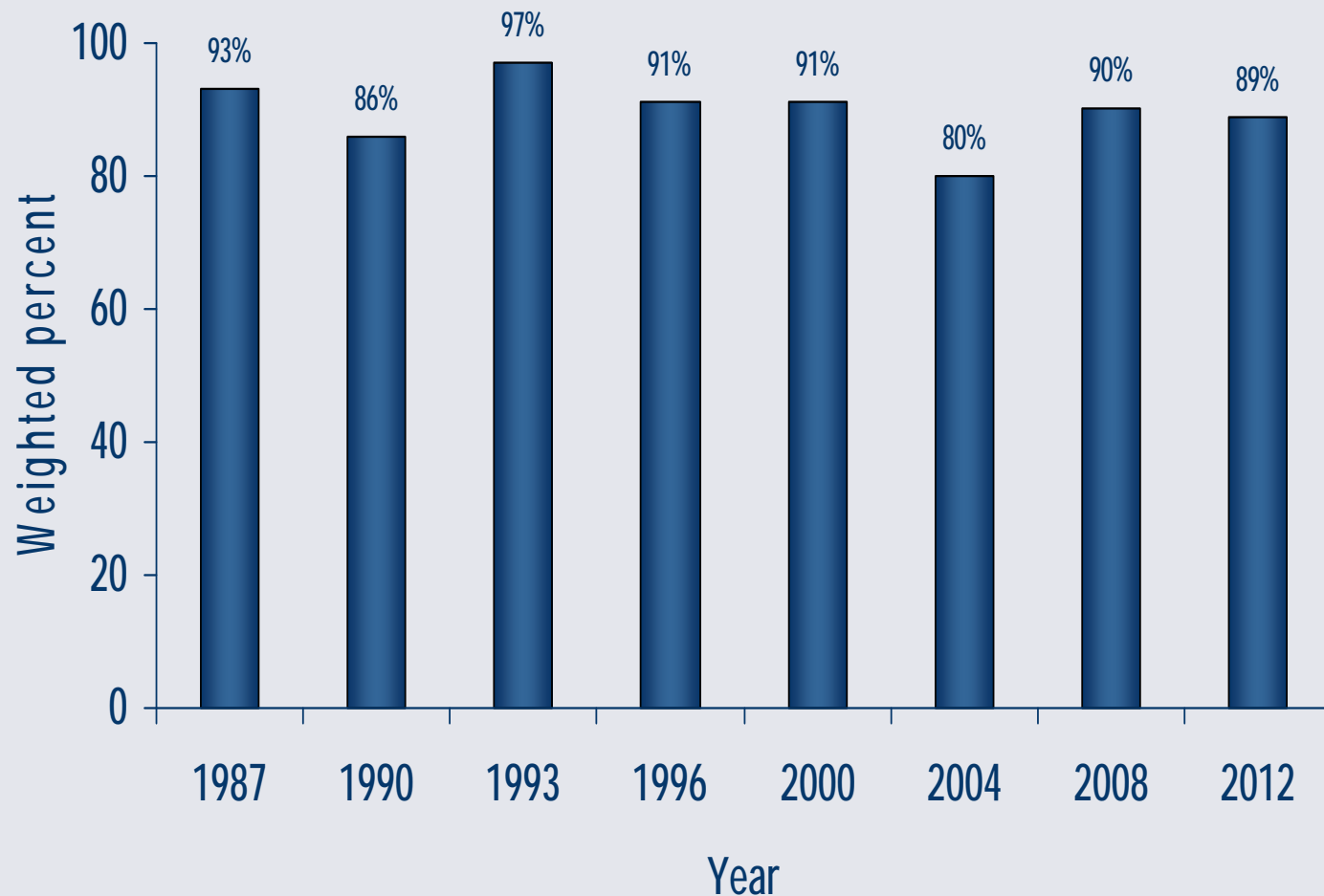
93

# Endorsing Organizations for NPSAS:12

## **NPSAS:12 Endorsements**

American Association of Collegiate Registrars and Admissions Officers  
American Association of Community Colleges  
American Association of State Colleges and Universities  
American Council on Education  
Association for Institutional Research  
Association of American Colleges and Universities  
Association of Catholic Colleges and Universities  
Association of Private Sector Colleges and Universities  
Association of Schools of Allied Health Professions  
The Carnegie Foundation for the Advancement of Teaching  
The College Board  
Council of Graduate Schools  
The Council of Independent Colleges  
Hispanic Association of Colleges and Universities  
Midwestern Higher Education Compact  
National Accrediting Commission of Cosmetology Arts and Sciences  
National Association for Equal Opportunity in Higher Education  
National Association of College and University Business Officers  
National Association of Independent Colleges and Universities  
National Association of Student Financial Aid Administrators  
New England Board of Higher Education  
Southern Regional Education Board  
State Higher Education Executive Officers  
The United Negro College Fund  
Western Interstate Commission for Higher Education

## NPSAS Institution Participation Rates since 1987



## Student record collection results, by institution control in NPSAS:12

